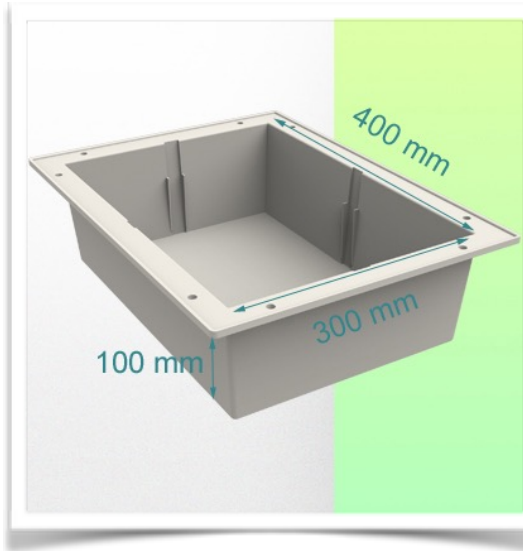




Presentation

Part Number: WM 555.6047



**Block of 3 drawers height 80 mm and 1 drawer height 160 mm
(only compatible with WorkiMed Medium and Heavy Duty trolleys)**



This telescopic drawer unit is fixed to the base of the medical trolley column with the included column rail adapters. It will allow you to store medical consumables. On top of the drawer is a 490 x 300 mm work surface which improves the working space.

Inside the drawer is a 40 x 30 x 10 cm ISO tray for the large drawer and 40 x 30 x 5 cm for the small drawer, which allows the drawer to be partitioned to improve product storage. Dividers can be supplied as an option.

The internal dimensions of the large drawer are W 420 x D 397 x H 160 mm The internal dimensions of the small drawer are W 420 x D 397 x H 80 mm





Presentation

Part Number: WM 555.6047

Block of 3 drawers height 80 mm and 1 drawer height 160 mm
(only compatible with WorkiMed Medium and Heavy Duty trolleys)

