




WorkiMed[®]
WORK PLACE TECHNOLOGY

Presentation

Part Number: WM 555.6021

Slide Din Rail Kit 10 x 25 mm



Suitable for Mini, medium, large and Big Workimed Carts




Quick Installation



10 x 25 European Din Rail




Large Range of Accessories



Presentation

Part Number: WM 555.6021

Slide Din Rail Kit 10 x 25 mm



Mechanical data

Dimension 400 x 25 x 10 mm

Construction

Material: Aluminium

Color

RAL 9016 White / Aluminium

Fixation under the worktop.

